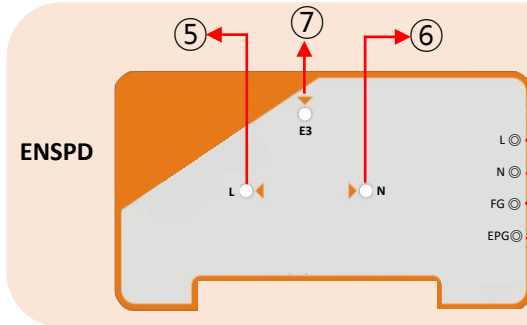


设计结构和规格

▪ 전압 : AC 90V ~ AC 264V ▪ 전류 : 10A ~ 100A

产品名称及连接方式



- ① L : 输入电源R相并联连接部分.
- ② N : 输入电源N相并联连接部分.
- ③ FG : GD的FG端子连接部分. ④ EPG : GD的EPG端子连接部分.
- ⑤,⑥ lamp : 极性检测灯. ⑦ lamp : 3种接地检测灯.

- Ⓐ E1 : 辅助接地的输入侧连接部分.
- Ⓑ E2 : 辅助接地的输出侧连接部分.
- Ⓒ L : 电压线(L) 连接部分.
- Ⓓ N : 中央线(N) 连接部分.
- Ⓔ FG : ENSPD的FG端子连接部分.
- Ⓕ EPG : ENSPD的EPG端子连接部分.

3种接地	灯的状态(⑤,⑥ ⑦)
有	• 极性正确时 : L, N灯-点, E3灯-熄.
无	此状况, 要求将GD-2000的E1, E2连接到金属体(分电盒, 负荷, 等)后, 检测灯的状态.(参考安装手册) • 极性正确时 : L, N灯-点, E3灯-熄.

本产品的功能

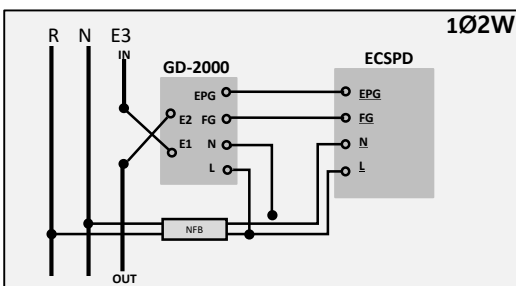
- ❖ ENSPD
 - 电磁波-噪音的屏蔽及减少.
 - 泄漏电流的屏蔽及减少 → 防触电事故功能.
 - 屏蔽内surge.
- ❖ GD-2000
 - 与ENSPD一起安装.
 - 为了100%使用ENSPD, 链接FG和EPG.
 - 屏蔽接地故障电流.

安装时的检查和注意事项

- 不分离主接地, 利用辅助接地安装在分电盒或负荷
- 本产品的端子台故障时, 要切断电源.
- 要求极性对应安装.
- 本产品搭载SPD功能, 要求必须与NFB一起安装.

产品的结线图


必须按照标记的结线图来安装.



Specifications

▪ Voltage : AC 90V ~ 264V ▪ Current : 10A ~ 100A

Name and how to connect of the product



- ① L : Input power source R phase parallel connection part
- ② N : Input power source N phase parallel connection part
- ③ FG : FG terminal connection of GD.
- ④ EPG : EPG terminal connection of GD.
- ⑤,⑥ lamp : Polarity check lamp. ⑦ lamp : E3 check lamp.

- Ⓐ E1 : Input connection of sub ground.
- Ⓑ E2 : Output connection of sub ground.
- Ⓒ L : Voltage line (L) connection.
- Ⓓ N : Neutral line (N) connection.
- Ⓔ FG : FG terminal connection of ENSPD.
- Ⓕ EPG : EPG terminal connection of ENSPD.

E3	Lamp status(⑤,⑥ ⑦)
Connect	• If the polarity is correct: L,N lamp- On, E3- Off.
Not connected	• E1, E2 of GD-2000 connected to metal (distribution board or load, etc.)(Refer to installation manual) : If the polarity is correct: L,N lamp - On, E3 - Off.

The function of the product

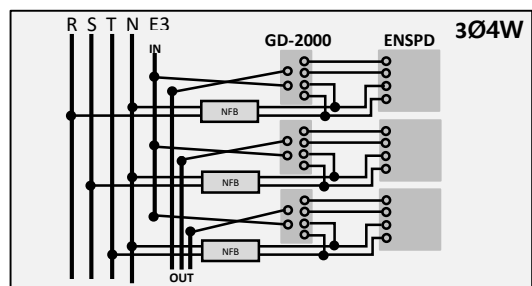
- ❖ ENSPD
 - Shielding and reducing Electromagnetic wave-Noise.
 - Shielding and decreasing leakage current. → Preventing electric shock accident.
 - Shielding switching surge.
- ❖ GD-2000 (Grounding leakage current shielding.)
 - GD-2000 is installed with ENSPD.(capture leakage current.)
 - It is designed to connect FG and EPG for 100% utilization of ENSPD.

Check and precautions in installing

- Use the sub ground without separating the main ground and install it in the distribution board or load.
- When terminal block of this product breaks down, it is safe to shut off the power supply.
- This product should be installed with correct polarity.
- This product has SPD function. Therefore must be installed with NFB.

Connection diagram of the product

You should install it accordance with written wiring diagram.



安全注意事项

使用者的‘安全注意事项’是为了产品的安全和提前预防财产损失等事故的危險发生，所以请遵守。

· 注意事项分为‘警告’‘注意’两种，其意义如下。

△ 警告 : 违反指示事项时，有可能发生严重伤害或死亡

△ 注意 : 违反指示事项时，有可能发生轻微的伤害或物质上的损失

△ 警告

- 安装产品前，必须关闭上位断路器。
 - 有触电事故的危險。
- 绝对不要接触端子露出部分。
 - 是发生触电和短路事故的原因。
- 身体绝对不要触碰露出的电线。
 - 本产品不预防触电事故。
- 安装前，确认端子的连接状态。
 - 不接地时，有触电，破损和火灾危險。
- 不用湿手操作产品。
 - 有触电危險。
- 安装和维修应由电工师傅操作。
 - 任意操作时，有触电或火灾危險。
- Cable结线时，应该做端子作业。
 - 存在由Cable螺旋部分引起的触电危險。
- 不分解，修理，改造本产品。
 - 因操作不当，会有触电，破损，火灾的危險。

△ 注意

- 安装产品前，必须阅读安全注意事项并按照说明安装。
- 产品安装时，确认‘电源側’R相和N相后，进行安装。
 - 因操作不当，会有触电，破损，火灾的危險。
- 对产品电源端子遵守额定电源来安装。
 - 如果不用额定电源，会有产品的损伤和火灾的危險。
- 输入和输出接点不要用额定负荷以上
 - 如果不用额定电源，会有产品的损伤和火灾的危險。
- 尽量不掉落产品，远离冲击和震动。

保证规定

本公司为本产品的品质保证尽最大努力。

- 无偿服务

产品由制造商的缺陷发生故障时，从购买日到保证期间内，为您服务无偿修理和交换。
(保证期间：自购买日起一年)
- 有偿服务

对于超过保证期间发生的故障，须支付服务费用，才能得到修理交换服务。
- 虽在保证期间内，但如下列情况，还须支付费用进行修理交换。(因使用者的处理疏忽，发生故障时)
- 安装时，要求由电工师傅(按照电力工程事业法的电力工程许可事业人或所属人)来操作，若非持证者安装产品导致发生事故，那么其后果都由使用者负责。

Precautions for safety.

User's "precautions for safety" must be kept for preventing dangers of accidents such as loss in the property. Precautions is divided into warning and caution. The meaning of 'Warning' and 'Caution' is as follow.

△ Warning : When violating instructions, the possibility that serious injury od death will occur exists.

△ Caution : When violating instructions, the possibility that slight injury or property damage will occur exists.

△ Warning

- Before installing products, you should shut off the upper circuit breaker. It has danger of electric shock accident.
- You should not contact exposed terminal part. It can be cause of electric shock, short circuit accidents
- The part of body shouldn't contact on exposed wire. This product doesn't prevent electric shock accidents.
- Before installing it, you should check the connecting condition of terminal. When earth isn't done, the danger of electric shock, damage or fire exists
- Don't control it by wet hands. It has danger of electric shock
- Installing and maintenance work should be done by electrical engineer. If you control it carelessly, the danger of electric shock of fire exist.
- When connecting cable wiring, you should do terminal work. The danger of electric shock by spiral part of the cable exists.
- Don't separate, repair, remodel this product. It has danger of electric shock, damage and fire by malfunction.

△ Caution

- Before installing the product, you should read warning in safety. And according to description, you should install it.
- When installing product, you should check R phase of "power supply" first, and then connect it. - It has danger of electric shock, damage and fire.
- Please use rating power supply in power plug. - If you don't use rating power supply, danger of damage of the product and fire exists.
- Contact point of input and output shouldn't be used by more than rating load. - When you don't use rating power source, the danger of products of damage and fire exists.
- Don't fall the product and far away from shock and vibration.

△ Guarantee regulation

Our company do our best for quality guaranteed of this product.

- Free service

If malfunction occurs due to the fault in manufacturing, from the date of purchase in a year(term of guarantee) free repairing and exchanging service will be provided. (term of guarantee is a year from the date of purchase)
- Paid service

About malfunction that has already passed the terms of guarantee, you should pay service fee first. And then repairing and exchanging can be provided. Within the terms of guarantee, in the situation of as follow, you should pay service fee first. And then repairing and exchanging can be provided.(User's mishandling failure)
- When installing it, electricians (Electrical construction licensers based on Electrical Construction Business Act) are only entitled to install it.
- When others (not electricians) install it, all responsibility about safety accident is belonged to users.